


RETAIL PRICE INDEX – NORFOLK ISLAND

1 June 2022




Delta Pearl
Partners




The Main Answers

- Prices Inflated 18.79% over five years to Feb 2022
- Average annual inflation over those five years was 3.76%
- Quarterly inflation to May 2022 was 3.02%
- Annualised inflation to May 2022 was 5.85%



A word on process

- Legislative basis, file digging, data reorganisation
- Review of HIES
- Country case studies
- ABS advice
- Comparison with other country results
- Data collection and collation
- Model development

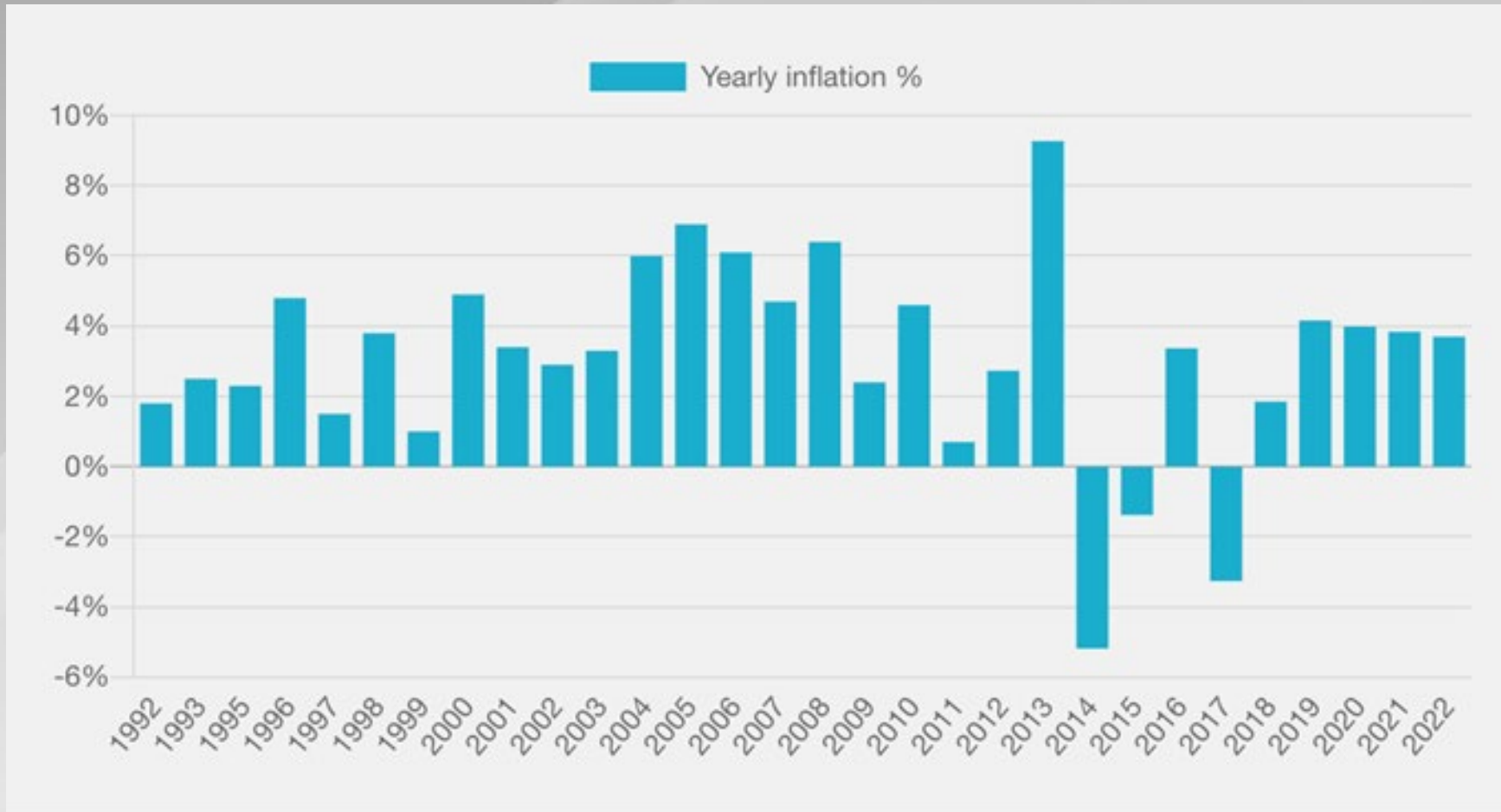



Basket of Goods and Services

Group	Group no.	Weight	Change Feb 2017 to Feb 2022	Change Feb 2022 to May 2022
Food and non-alcoholic beverages	1	23.9%	19.23%	12.36%
Tobacco and alcohol	2	6.8%	31.93%	3.55%
Clothing and footwear	3	3.6%	9.76%	1.49%
Housing	4	18.0%	27.14%	2.93%
Household contents and services	5	8.9%	50.08%	9.25%
Health	6	4.3%	15.13%	-0.67%
Transportation	7	12.1%	26.37%	8.15%
Communication	8	3.1%	-4.51%	-0.45%
Recreation	9	10.7%	-13.42%	-0.58%
Insurance services	10	8.6%	0.18%	0.03%
All groups			18.79%	3.02%
				(quarterly change)
Annual Average			3.76%	5.85%
				(annualised quarterly change)

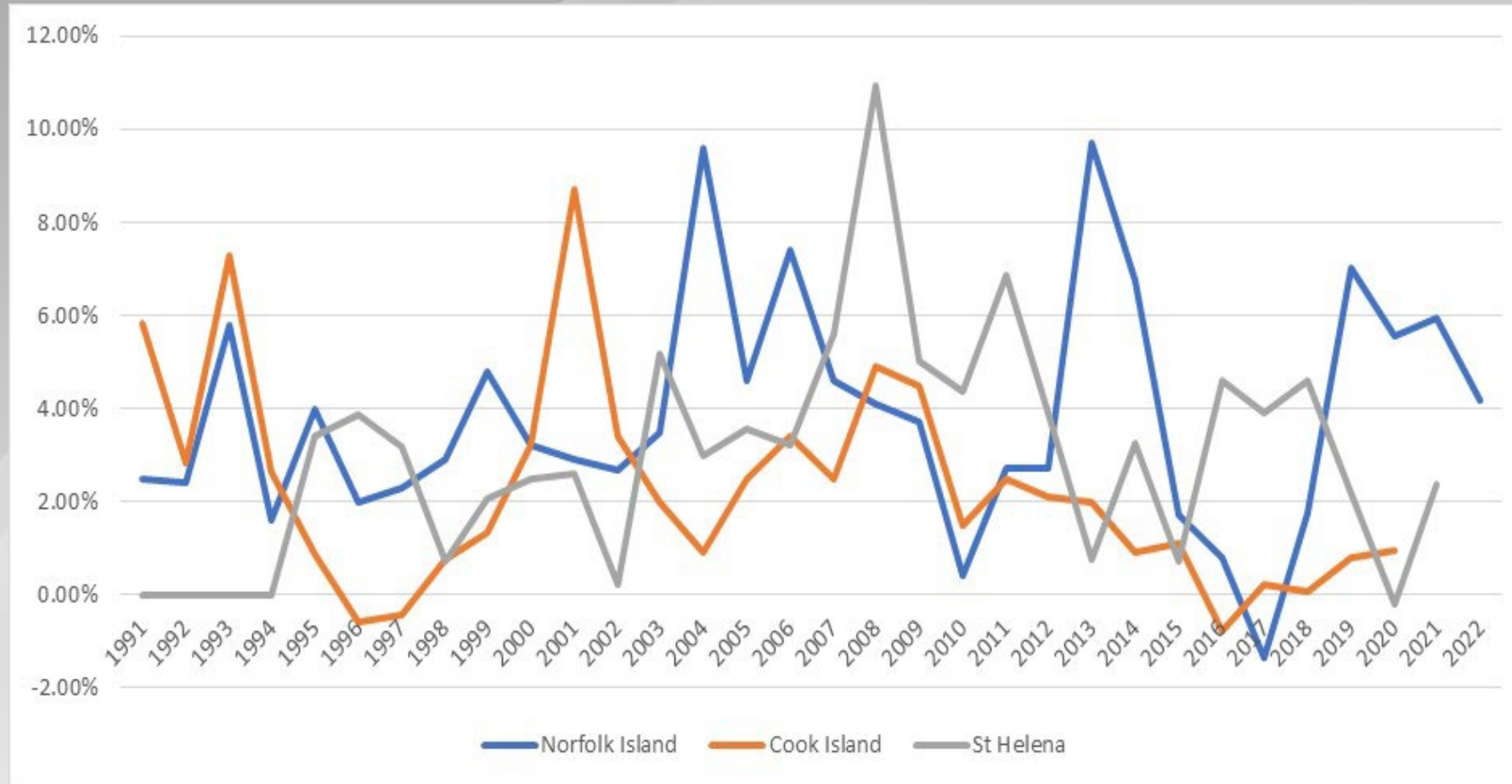



Norfolk Annual Inflation



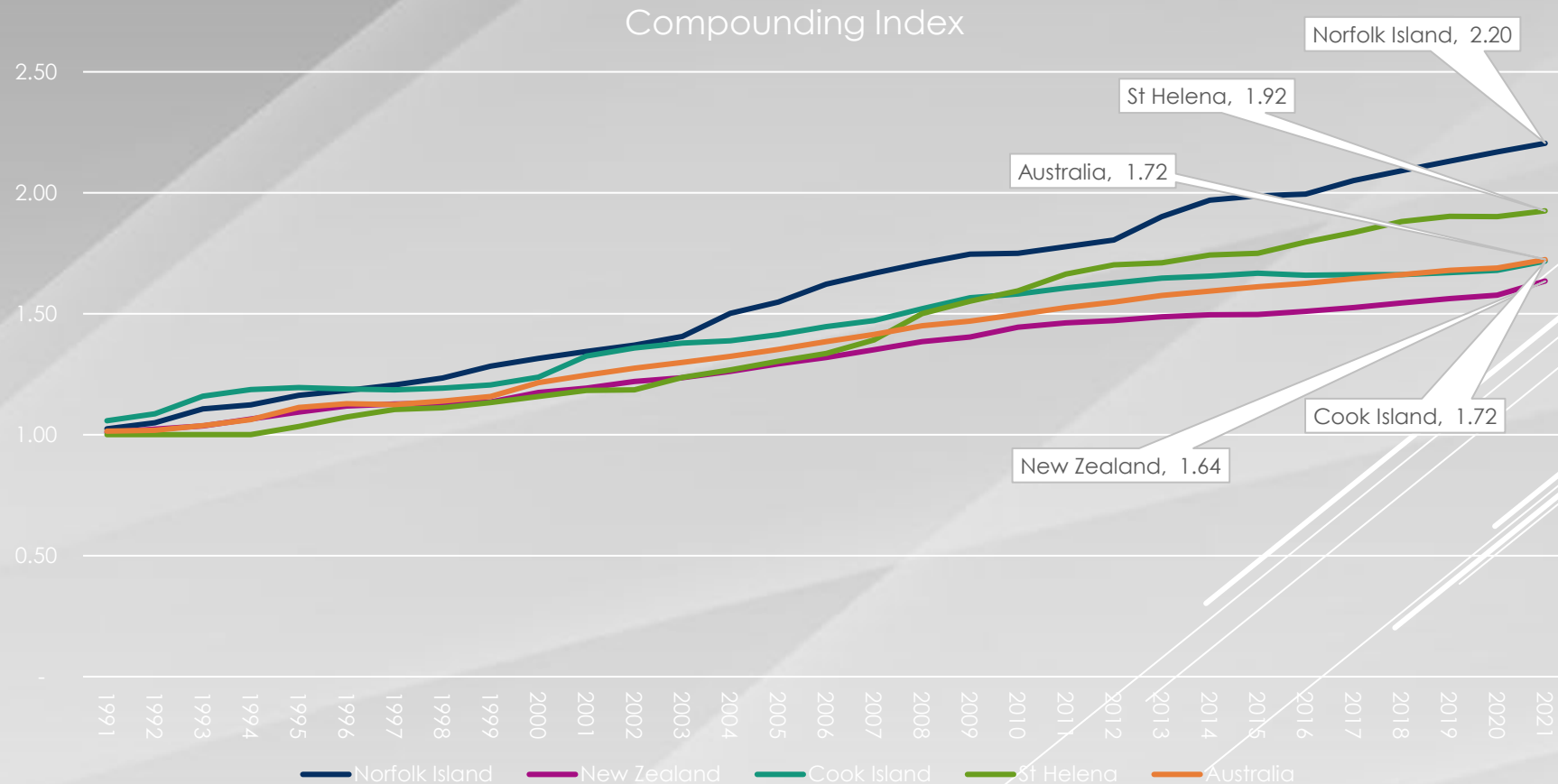



Compared to Cook Islands and St Helena



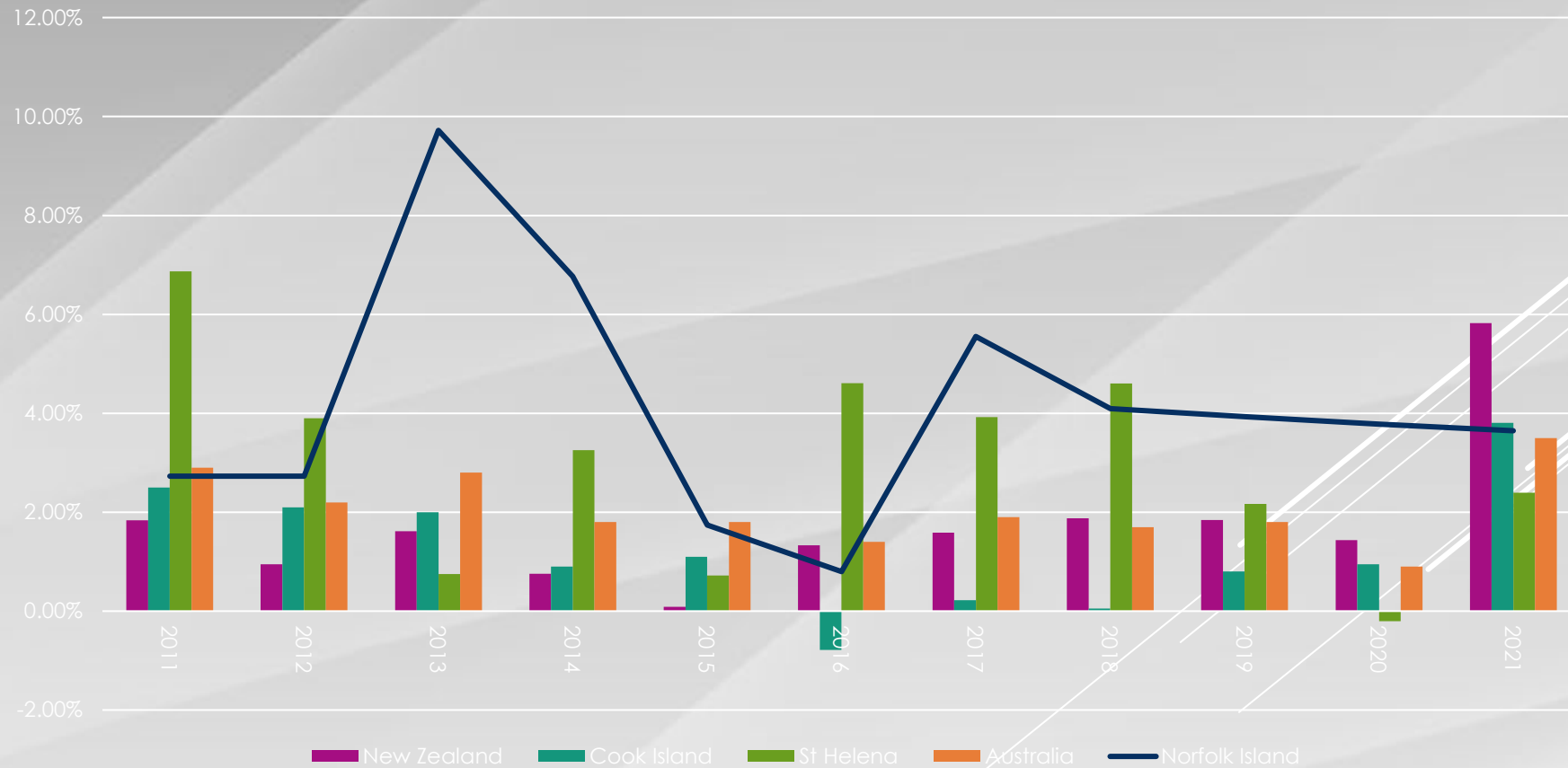


Some Compounding Results of Price Inflation







Norfolk and Other Comparable or Relevant Countries



HIES




	Australia (mainland & Tas)	Norfolk Island	St Helena	Cook Islands	Christmas Island
Date of last survey completed	2015-16	2014	2017	2015/16	Use ABS weights
Frequency of surveys	every 6 years	Previous survey conducted in 1982; Not clear if any in between.	Previous survey was in 2013; The 2017 survey was the ninth conducted on St Helena	Surveys conducted irregularly due to "high costs" (MFEM) Previous HIES was undertaken in 1986 and before then 1998; in 2004/05, a HES without income questions was undertaken	-
Expenditure categories - major groups	20	10	9	12	8
Expenditure categories - subgroups	> 600	79	203	199	517
Data collection process	Computer assisted interviews of households and individuals 2-week diary of expenditure	920 surveys delivered to households	Questionnaire sent to 140 households; also kept 2-week diary of expenditure; raffle at end to reward those who took part	913 private households randomly selected to take survey; prior to 1986, only Rarotonga was surveyed, then other islands as well.	-
Collection agency	ABS	NIRC	Statistics Office, St Helena	MFEM	WA Govt



Retail Price Index, Major Groups, St Helena	Weights
Food	34.41%
Alcohol and tobacco	6.30%
Housing	11.58%
Household energy	7.46%
Clothing	1.12%
Household goods and services	6.50%
Transport	13.20%
Communications	6.31%
Miscellaneous goods and services	13.13%
All items	100.0%

Retail Price Index, Major Groups, Cook Islands	Weights (2019)	No. of items (2019)
Food and non-alcoholic beverages	28.92	80
Alcohol beverages, tobacco and narcotics	10.53	6
Housing, water, electricity, gas & other fuels	13.66	11
Clothing and footwear	3.45	16
Furnishings, household equipment & routine household maintenance	5.39	22
Health	0.36	4
Transport	17.35	15
Communication	7.30	11
Recreation & culture	2.19	9
Education	0.32	3
Restaurants & hotels	6.29	4
Miscellaneous goods and services	4.25	18
All items	100.0	199

THANK YOU!



DeltaPearl Partners Pty Ltd

GPO Box 1252, Brisbane QLD 4001

deltapearlpartners.com

ACN: 621042537

Craig Wilson, Managing Director

craig.wilson@deltapearlpartners.com

+61-414 741 791



**DeltaPearl
Partners**

A PROFESSIONAL SERVICES FIRM:
ECONOMICS – PUBLIC POLICY –
STRATEGY – CORPORATE ADVISORY

DELTAPEARL PARTNERS HAS TWO
MODES OF VALUE GENERATION AND
SERVICE DELIVERY:

ANALYSIS: DUE DILIGENCE,
ASSESSMENT, RESEARCH, DATA
ANALYTICS, MODELLING, EVALUATION

DELIVERY: PROGRAM DELIVERY,
PARTNERSHIP, RESEARCH, THOUGHT
LEADERSHIP, TRAINING

THIS WORK IS COPYRIGHT. INDIVIDUALS,
AGENCIES AND CORPORATIONS
WISHING TO REPRODUCE THIS
MATERIAL SHOULD CONTACT
DELTAPEARL PARTNERS ON THE DETAILS
BELOW.